



# Year 12

## UCAS Information Evening

Mr P Larter

Assistant Headteacher &  
Joint Head of Sixth Form

Mr T. Finn-Kelcey

Joint Head of Sixth Form

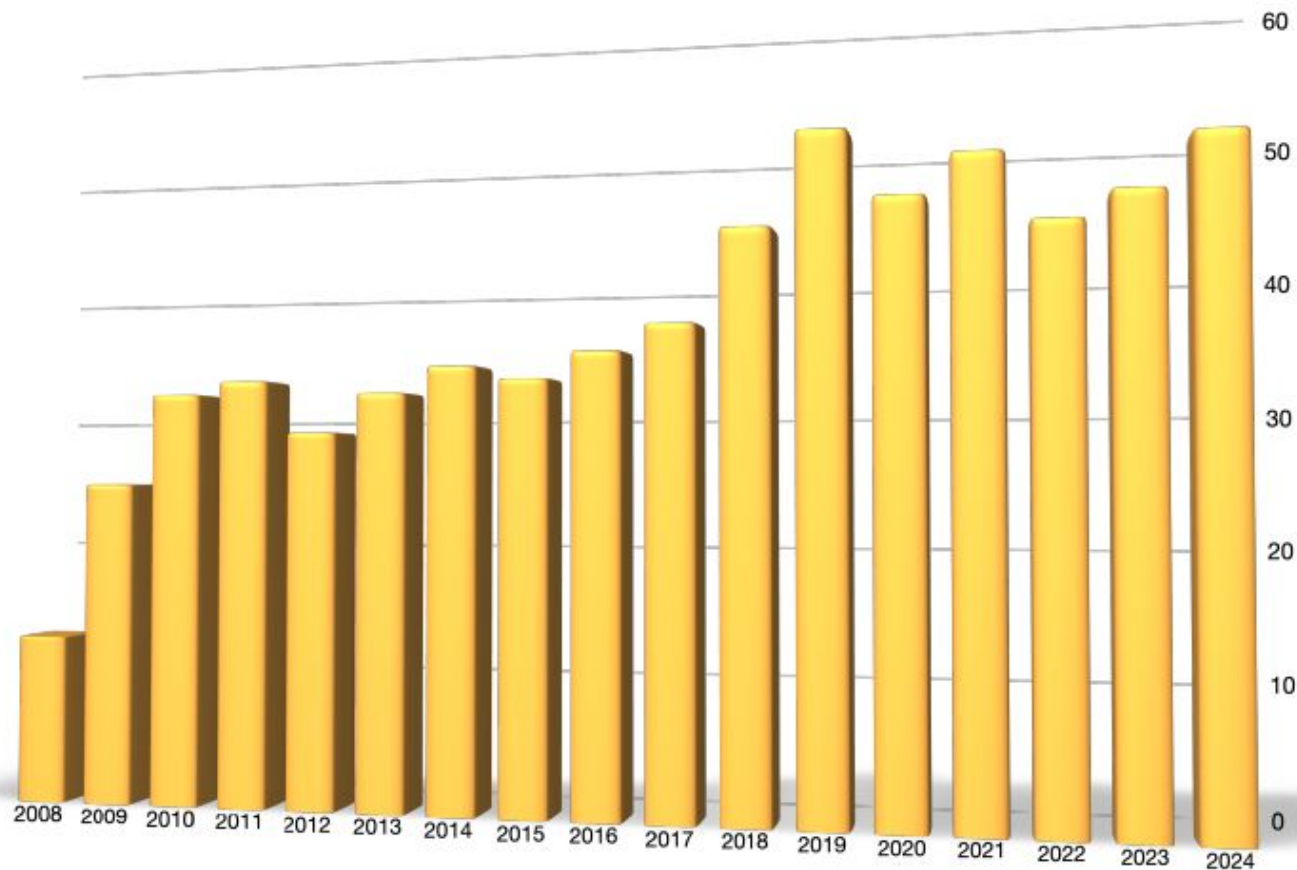
# UCAS Updates 2024/25

- No changes to the reference system
- No changes to the Personal Statement for Yr12
- Ever Free School meals - UCAS fee waived

## Current Yr13 Offer status

- Confirmed Firm offers - 48% are at Russell Group
- Confirmed Firm Insurance offers - 38% at Russell Group
- Oxbridge 4.5%
- Vet Med 3.4%
- **firm** – if they meet the conditions of the offer they will be placed here
- **insurance** –if they are not placed with their firm choice, they may be placed with their insurance choice.

Russell Group Percentage 2008 to 2024



What you study at sixth form or college can affect your options at university and your future career. Use Informed Choices to help you understand which subjects open up different degrees, particularly at Russell Group universities.

I don't know what  
degree I would like  
to study

I know what  
degree I want to  
study



# What is UCAS?

UCAS is an **independent charity** providing information, advice and admissions services. We're there to help people **discover** what their next step might be.

## UCAS **does**:

- provide information, advice, and support
- process applications
- complete fraud and verification checks
- take part in education sector engagement

## UCAS **doesn't**:

- make decisions or offers
- set entry requirements
- advise on finance
- advise on immigration or visas

# Discover options



HIGHER  
EDUCATION



APPRENTICESHIPS



STUDYING  
ABROAD



GAP YEAR



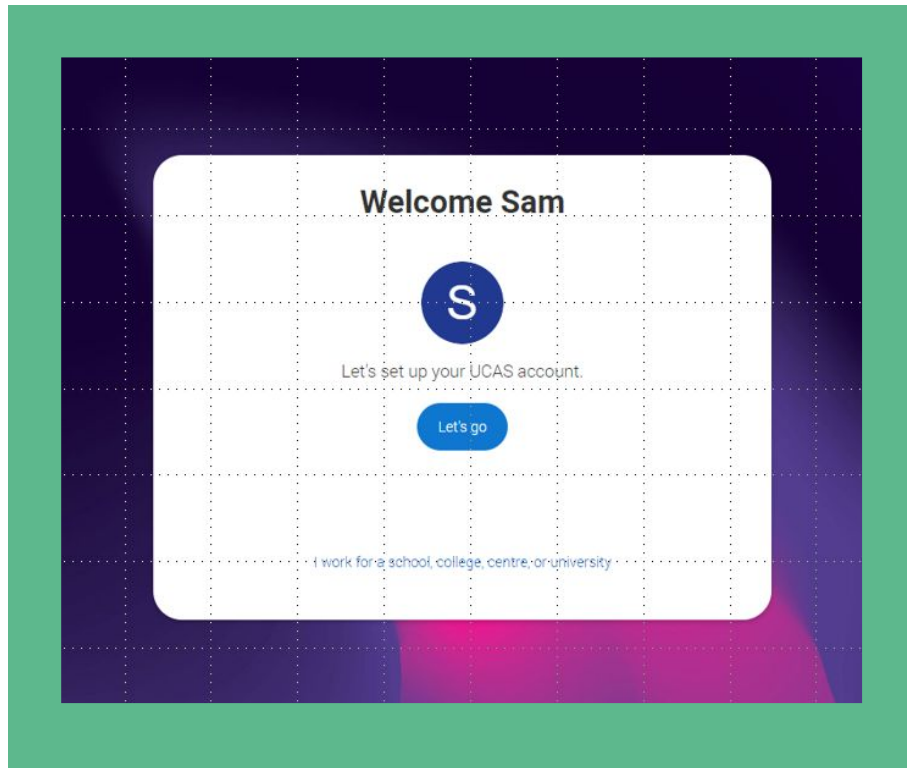
GETTING A JOB

Register for the UCAS Hub to understand all your options and make the right choices for you: [ucas.com/hub](https://ucas.com/hub)

# Discover options

Register with the UCAS Hub to:

- explore careers, subjects, places, and apprenticeships in one place
- find and favourite over 35,000 courses
- search for open days, events and virtual tours
- turn predicted grades into UCAS Tariff points
- speak to those in the know using [Unibuddy](#)
- try before you apply with [Subject Spotlights](#) from Springpod.
- take the [UCAS Quiz](#) to find career matches
- start your application



# Subject Spotlights

Learn from some of the UK's finest academics as they give you a genuine, insightful, and engaging experience of studying their courses at their universities.

- On-demand interactive video **experiences**
- Have a go at **interactive quizzes** and **activities**
- Get **feedback** on how you've done.
- **Try** university degrees before you apply.
- **Certificate** of completion

Explore more Springpod [Subject Spotlights](#).

## University course tasters

Experience what a university course would be like with Springpod's Subject Spotlights. These interactive, virtual university course tasters feature real-life lectures, seminars, and academics.

More info



# Chat to students



A peer-to-peer chat facility hosted on ucas.com powered by Unibuddy.



An opportunity to connect with current students, ask questions and learn about their experiences



Over 4,900 active ambassadors, with unlimited chats available

## Chat to students

Chat with UK and international students who are already studying the courses you've applied for at universities and colleges across the UK, on Unibuddy

[More info](#)



# Choosing the right **place** for you

- **Style** – from traditional, with a focus on subject-based courses and research, to modern universities/colleges, with a greater focus on vocational courses.
- **Location** – some are in large cities, others in small towns, by the coast or in the countryside – it's all a major influence on the environment and lifestyle.
- **Size** – larger universities can have more than 20,000 students, whereas some of the smallest have only a few thousand.
- **Culture and facilities** – influenced by a range of factors, including the diversity of students who attend.
- **What graduates do** – all universities collect destination statistics; it can be useful to find out what jobs or further study students go on to.
- **Tuition fees** – can vary between universities and colleges; check if there are scholarships or bursaries available.
- **Living costs** – accommodation, transport, and food can vary enormously.

# Choosing the right **course** for you

- What does the course cover?
- Courses with the same title may be very different.
- Look carefully at the core course content, and the range of optional studies/modules available.
- Which modules are the most interesting and relevant to your career aspirations?
- See if the course or university/college offers any internship, placement, or study abroad opportunities.
- How is the course taught – structured teaching, or more independent research?  
How many lectures are there, and how much group work will be done in seminars?
- How is the course assessed?

# <https://www.unifrog.org/student/home>

UCAS

## UK universities

Make your first shortlist

Start >

## US universities

Make your first shortlist

Start >

## European universities

Make your first shortlist

Start >

## Oxbridge

Make your first shortlist

Start >

## Apprenticeships

Make your first shortlist

Start >

## College / Sixth Form

Make your first shortlist

Start >

## Canadian universities

Make your first shortlist

Start >

## Asian universities

Make your first shortlist

Start >

## Australasian universities

Make your first shortlist

Start >

## Middle Eastern universities

Make your first shortlist

Start >

## Irish universities

Make your first shortlist

Start >

## Special opportunities

Make your first shortlist

Start >



# Completing the UCAS application




Student registers for a UCAS Hub account to carry out research and start application.



Student completes all sections of the application and sends it to their school/college.



Teacher or adviser reviews the application and adds reference and predicted grades.



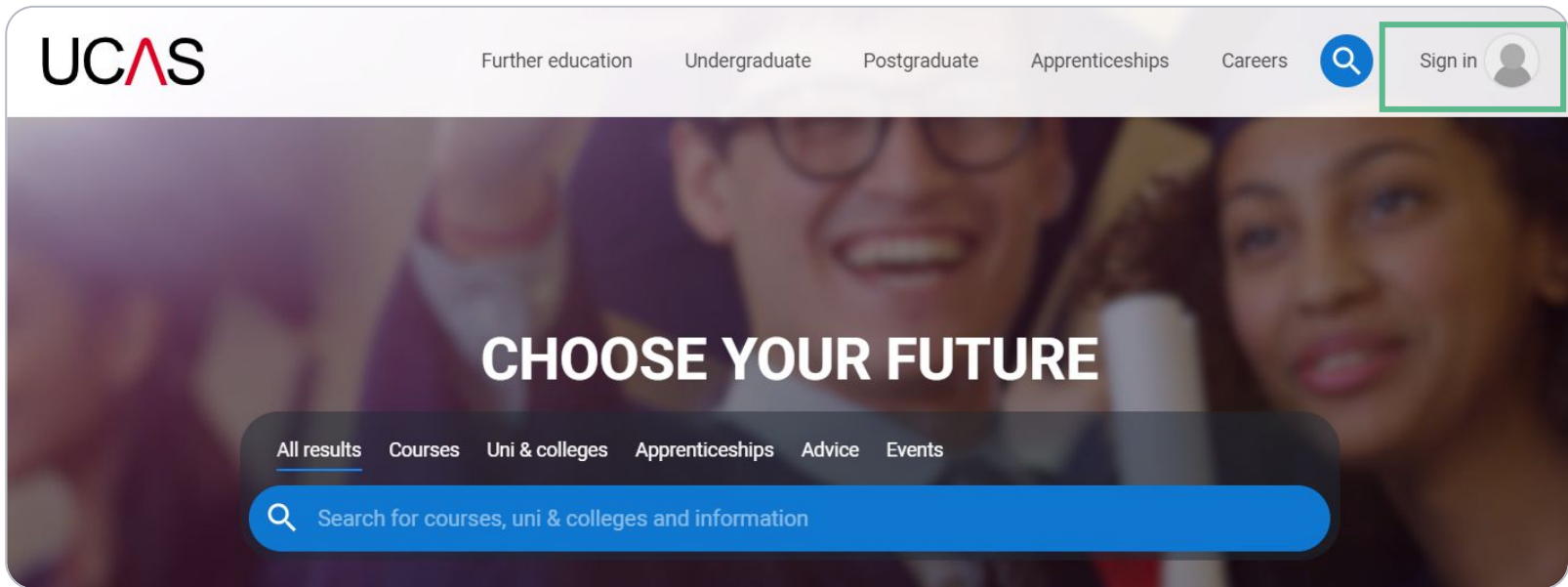
Applications are sent to UCAS by the school or college on behalf of the student.



Universities and colleges make their decisions on the application.

# Registering for an account

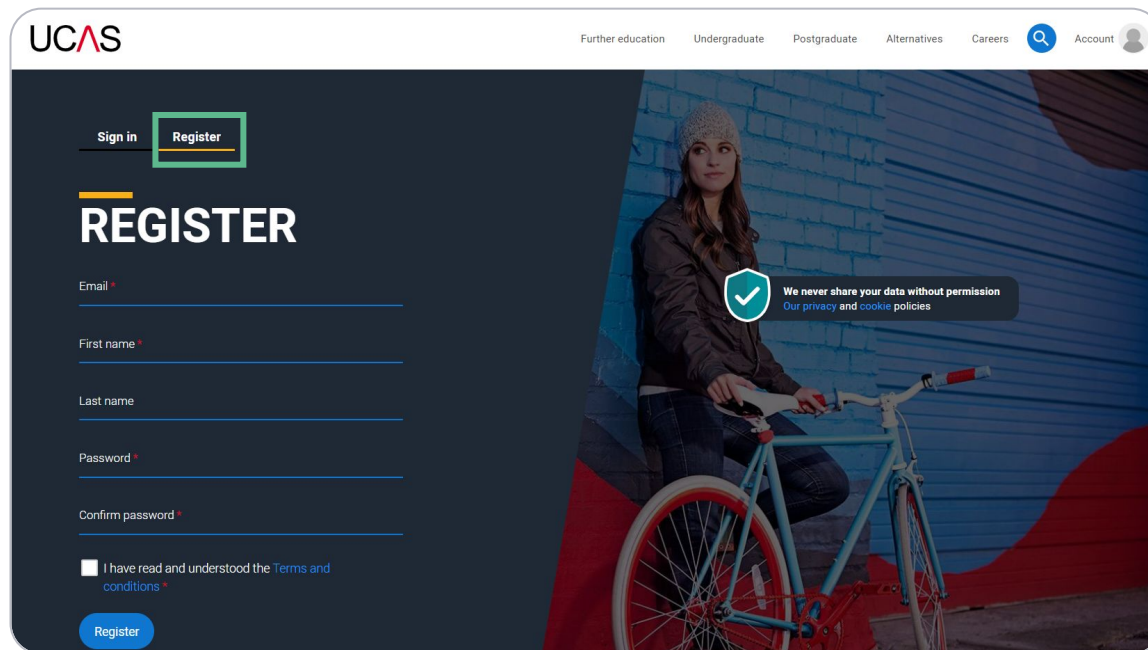
Head to [ucas.com](https://ucas.com) and select **Sign in**.



# Registering for an account

Complete the short form. Make sure the **password** is memorable.

UCAS recommend you use a **personal email address** as the **primary one** so you have access to updates at all times.



The screenshot shows the UCAS website's registration page. The header includes the UCAS logo and navigation links for Further education, Undergraduate, Postgraduate, Alternatives, Careers, and Account. The main content area features a dark background with a large image of a woman on a bicycle. On the left, there is a registration form with fields for Email, First name, Last name, Password, and Confirm password. A 'Sign in' link and a 'Register' button are at the top of the form. A blue 'Register' button is at the bottom. A privacy notice with a checkmark icon states: 'We never share your data without permission. Our privacy and cookie policies'.

UCAS

Further education Undergraduate Postgraduate Alternatives Careers Account

Sign in Register

## REGISTER

Email \*

First name \*

Last name

Password \*

Confirm password \*

☐ I have read and understood the [Terms and conditions](#) \*

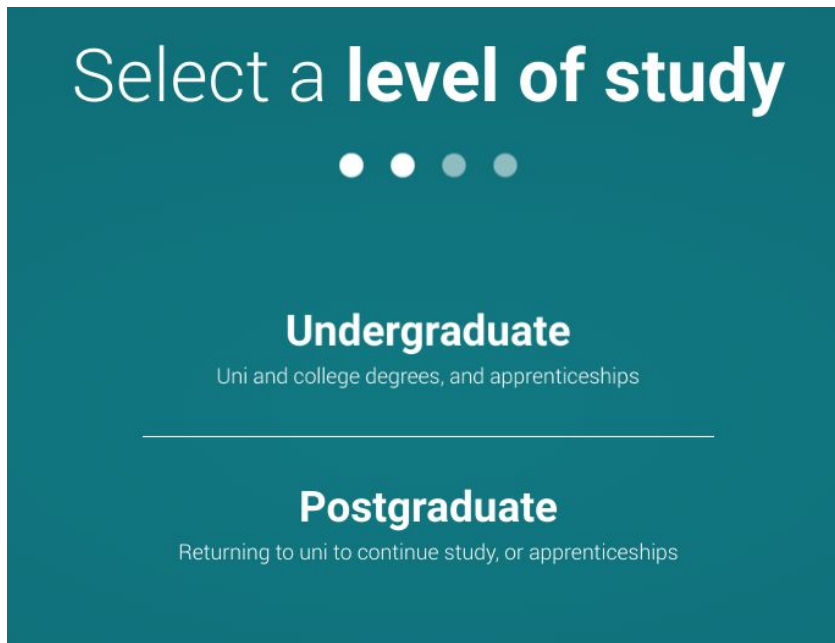
Register

We never share your data without permission  
Our privacy and cookie policies

# Registering for an account

Choose the correct level of study; it's **Undergraduate**

You can choose to get information on **apprenticeships** and **conservatoires** here too.



Select a **level of study**

● ● ● ●

**Undergraduate**  
Uni and college degrees, and apprenticeships

---

**Postgraduate**  
Returning to uni to continue study, or apprenticeships

# Registering for an account

Search for your school, college or centre by typing in the name and pick from the drop down list presented. There are several schools with the same name!

You need to tick the box to give your permission for UCAS to share your UCAS Hub activity with your school, college, or centre, so they can support you. Then scroll right to the bottom to **Create account**.

You will also need to enter the school/college buzzword when you start your application so they can support you with applying.

**Get the right support**

Are you still at school/college? \*

☐ Yes ☐ No

Your school/college \*

Search for your school/college

If your school/college is not listed, tick the box below and type in the name of your school/college.

☐ Can't find your school/college?

Consent to share my data with my school, college, or centre \*

☐ Yes ☐ No

By ticking this box, you give your permission for UCAS to share your UCAS Hub activity (preapplicant stage) with your school, college, or centre, so they can support you. [Find out more.](#)

**What about the buzzword?**

If you are applying with the support of your school/college or UCAS registered centre, they will give you a buzzword that allows you to link to them. The buzzword is needed at the point you start your application from the UCAS Hub.

Create account

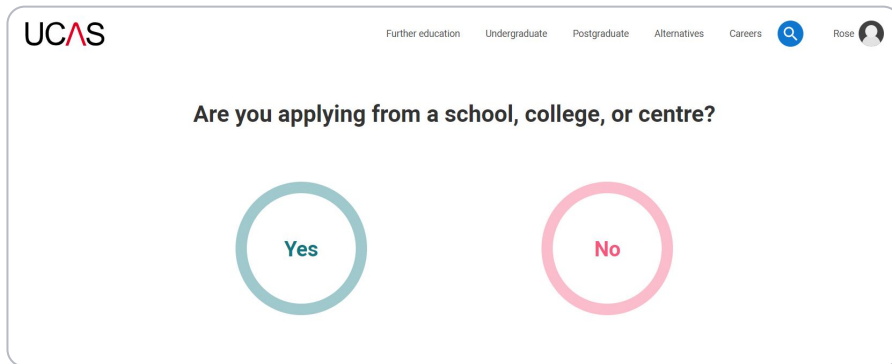
# Linking to your school, college or centre

If you're applying with the help of your school, college or centre then select 'Yes'.



You will then need to enter the **Buzzword**.

The Buzzword is given to you by your school, college or centre.

This year the buzzword for QE is **Lurcher**

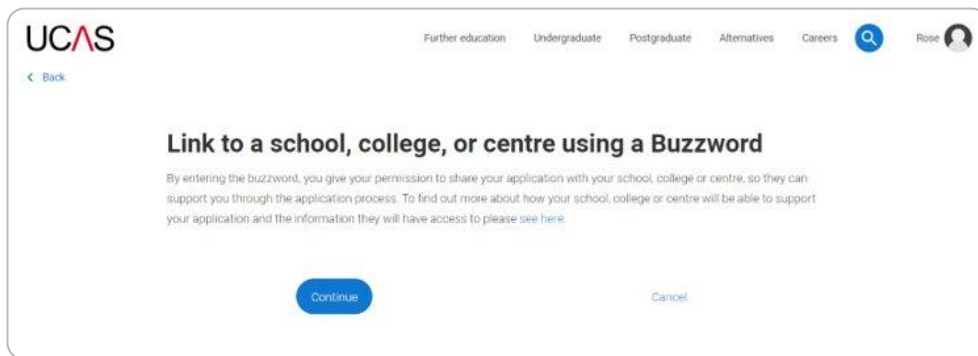


UCAS



Further education Undergraduate Postgraduate Alternatives Careers  Rose 

Are you applying from a school, college, or centre?

Yes No



UCAS

Further education Undergraduate Postgraduate Alternatives Careers  Rose 

[Back](#)

Link to a school, college, or centre using a Buzzword

By entering the buzzword, you give your permission to share your application with your school, college or centre, so they can support you through the application process. To find out more about how your school, college or centre will be able to support your application and the information they will have access to please [see here](#).

Continue [Cancel](#)

Your buzzword is for

## **Queen Elizabeth's Grammar School, Kent**

Abbey Place,  
Faversham, Kent, ME13 7BQ

Is this correct?



# Linking to your school, college or centre

Once your application has been linked, you can then select a **group** (if this has been set up by your school or college) for your application.

Discover Undergraduate Postgraduate Apprenticeships

You have linked your application to  
**Queen Elizabeth's Grammar School, Kent**

Select group

---



## Welcome back Philip

You're applying for Undergraduate courses in 2025 - [Change year](#)

### 2025 Application



#### Start an application

Apply to universities and colleges to study degrees, HNDs, and HNCs and dance, drama and music at conservatoires.

### Your next steps

#### DISCOVER WHAT TO DO

Browse subjects and careers with related courses and apprenticeships.

[Discover more](#)



FAQS

#### What subject should I take?

Read our subject guides to see what might be right for you.

[← Back to my dashboard](#)

# Applications list 2025

Queen Elizabeth's Grammar School, Kent

UCAS centre number: 11301

## Application status

Filter applications

Application in progress	1
Submitted to centre and awaiting approval	0
Returned to applicant	0
Application approved	0
Application deleted	0
Application reactivated	0

## Reference status

Filter applications

Reference not started	1
Reference in progress	0
Marked complete and awaiting approval	0
Reference approved	0
Reference only	0

## Application summary

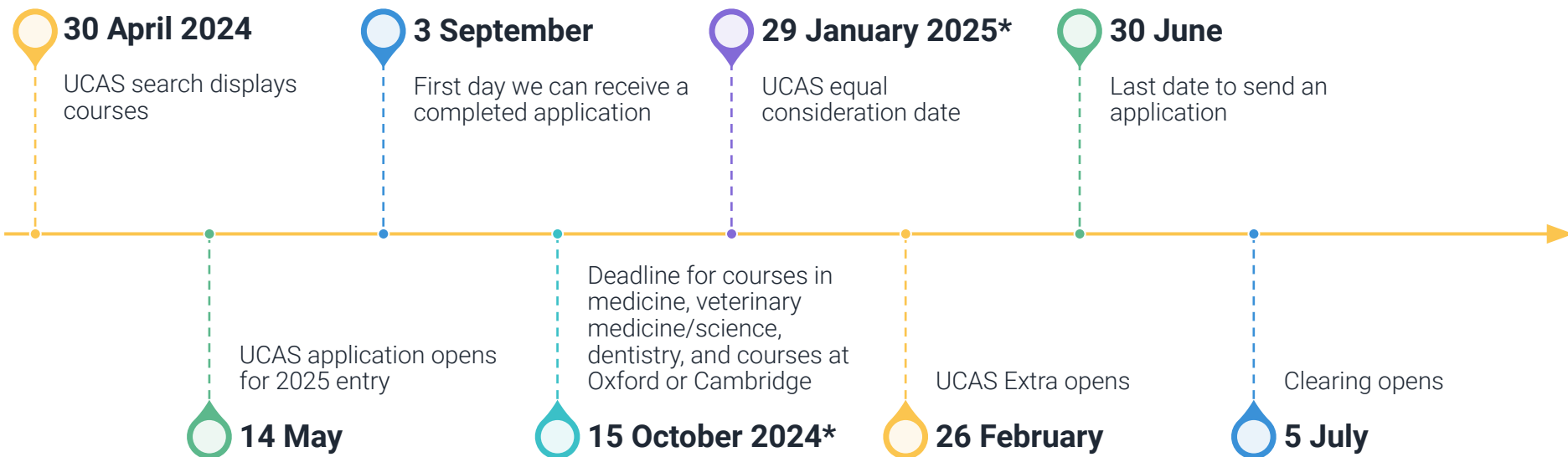
Applications managed by your centre



Filter applications

In progress	1
Ready to send	0
Sent to UCAS	0
Waiting to link to centre	0

# When to apply **2025 entry**



## School deadlines:

**15th September for all early entry courses at 6 p.m**

**6th November for all other applications**

# Applying - key facts

- **Register with UCAS** via the Hub
- Use your username and password to apply **online**
- Students can add up to **5 choices**, unless they're applying to study medicine, veterinary, medicine/science, dentistry – then it's **4 choices**
- Students **can't apply to BOTH** Oxford and Cambridge
- Applying **costs** £28.50 for 5 choices
- Apply by the **equal consideration date 29/01/25**
- Providers **can't see** other choices when you apply



# The personal statement



The only section students have full control over



Students only chance to market themselves individually



The same for all choices



A maximum of 4,000 characters, or 47 lines



A minimum of 1,000 characters



There isn't a spelling or grammar check



No formatting is allowed

UCAS' similarity detection service:  
every personal statement is run through software to check for plagiarism.

**Student training**  
**Wednesday 5th June P5 and P6**



# The reference and predicted grades



Subject teachers write a reference for each student



Form tutors compile into an overall reference



Head of Sixth Form completes a final edit



Headteacher reads and approves all references



A maximum of 4,000 characters, or 47 lines



# How we decide on Predicted Grades.....

## Things teachers will take into account.

- The results of Year 12 exams
- The grades scored in timed assessments during the year
- The attendance % during the year.
- The quality of work the student has produced during the year.
- The consistency of the student's work throughout the year.
- The student's ALPS prediction.
- Any personal mitigating factors.



# How we decide on Predicted Grades.....

- Any special factors which may have caused temporary underperformance will be taken into consideration.
- Predictions will not be based on what a student would like to achieve or a promise to work harder, as any university offers based on an unrealistic grade are unlikely to be met. It is an honest assessment of the student's most likely achievement based on evidence and professional judgement.
- Year 13 students are notified of predicted grades at the end of September. A student may appeal.



# How the teacher reference works...



Enter a general statement about your school/college/centre.



If applicable, enter any information about extenuating circumstances which may have impacted the applicant's education and achievement.



Outline any other supportive information specific to the applicant and relevant to the course(s) applied for that you think universities/colleges should be aware of.



Section 2: If applicable, enter any information about extenuating circumstances which may have impacted the applicant's education and achievement.

- individual circumstances – e.g. disability, serious, acute, or chronic illness, bereavement, significant adverse personal circumstances (with applicant consent)
- context as to why there is a disparity between an individual's grades achieved throughout the school or college
- factors which have limited the individual's choice of subjects or load of study (factors which have affected the whole centre rather than the individual should be included in section 1)
- support the university or college should consider putting in place to ensure the applicant can thrive on their course (with applicant's consent) – e.g. highlight the measures the school, college or centre put in place to ensure the student's inclusion/experience

# How you can help us with box 2...

- For **box 2** we will be asking for parents to write a short supporting comment if they wish to.
- This will help us focus on the most salient points in relation to extenuating circumstances.
- There will be a link sent home during term 6 to give you the opportunity to contribute comments for this part of the reference.

## May-October- some general advice...

- 95% of the UCAS application can be completed without writing a Personal Statement OR entering University choices- so don't wait to "do the dull bit"
- Allocate a time in the week to do UCAS stuff, alongside your tutor time.
- Your personal statement will require multiple drafts- so get started early.
- Write the personal statement as a collection of paragraphs, then put them together at the end- the beginning is often the most difficult bit.

# Tracking applications

On [ucas.com](https://ucas.com) you can

- follow the progress of your application 24/7
- see your choices and personal information
- view your offers
- reply to offers online

In Track, a student can hold up to two offers:

- **firm** – if they meet the conditions of the offer they will be placed here
- **insurance** – if they are not placed with their firm choice, they may be placed with their insurance choice.



# Decisions

Universities and colleges will review the:



**personal statement**



**qualifications**



**reference**

They may also ask for:



**admissions test**



**interview**



**portfolio/audition**



# Other options



## Extra (Feb – Jul)

- Used all five choices and had no offers.
- Add Extra choices for consideration one at a time in Track.

## Clearing (Jul – Oct)

- Apply after 30 June, receive no offers, decline all offers, not met conditions.
- Find vacancies from early July, and add a Clearing choice to their application.
- Grades are better than expected.
- Find vacancies and contact universities directly



# What should students be doing now?

- research
- extracurricular activities
- work experience
- go beyond the syllabus
- focus on this year's studies



# How can you support them?

Research

Use the parents'/guardians' section of the UCAS website at [www.ucas.com/parents](http://www.ucas.com/parents).

Sign up

Sign up for parent updates from UCAS and get everything you need to know about the application process direct to your inbox.

Open days

Attend virtual events and open days – you may have a different perspective.

Be proactive

Encourage students to read everything carefully that is sent to them.





# Thank you.

Mr P Larter

[phl@queenelizabeths.kent.sch.uk](mailto:phl@queenelizabeths.kent.sch.uk)

Mr T Finn-Kelcey

[tfk@queenelizabeths.kent.sch.uk](mailto:tfk@queenelizabeths.kent.sch.uk)